

# VISION-3 LIGHTING

Step Light, Core Drill **MODEL PA3**  
 12V 20W Max., MR16 Halogen  
 12V 7.5W, 12/24V 10W, or 12V 12.5W LED

## Specifications

### Faceplate

A 1/8" thick, tempered, lens is secured to the faceplate with a high temperature, UV curing, silicone adhesive for a water tight seal. Included gasket seals between faceplate and wall. Internal accessory lenses held in place by stainless steel clip. The faceplate has two Ø3/16" countersunk mounting holes (mounting hardware not included).

### Covers

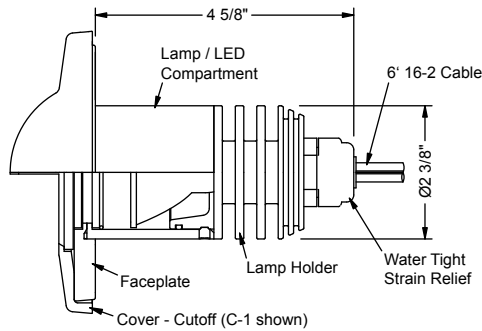
Cover is mounted over faceplate using three stainless steel set screws around the perimeter, allowing full rotational adjustment.

**Cast Covers:** Cast covers available in aluminum or brass and come in two cutoffs. Can be specified with integral spread lens to allow maximum light output and distribution. Alternatively, can be specified without integral spread lens and internal lens accessories can be used.

**Machined Covers:** Machined cosmetic covers and cutoffs available in aluminum, brass, or stainless steel and mount over aluminum faceplate. Each available in multiple styles that can be configured as desired.

### Lamp Holder

The machined 6061-T6 aluminum, black anodized lamp holder contains the socket and lamp, attaches to the faceplate cap using one 18-8 stainless steel set screw, and is sealed with high temperature silicone O-rings. The Lamp Holder is supplied with 6' of 16-2 cable. Cable exit



Shown with MR16 Halogen Lamp Option

is sealed with a polymer water tight strain relief fitting.

### Finish

TGIC thermo set polyester powder coat paint available in 14 standard colors. On aluminum model, finish is applied over a corrosion resistant, hexavalent chromium free, RoHS compliant coating. Aluminum model available in one additional metal finish: Clear Anodized. Brass model available in three additional metal finishes: Natural, Polished, and Aged. Stainless model available in three additional metal finishes: Natural, Polished, and Brushed.

### Socket

GY-6.35 porcelain socket with 600V, 250°C, PTFE coated 18 ga leads.

### Lamps

**MR16 Halogen:** 12V bi-pin up to 20W (See Certification heading).

**Integral LED:** 12-24V AC/DC 10W or 12V AC/DC 12.5W LED options include integral driver with High/Low switch for 35W/20W (10W) or 50W/35W (12.5W) halogen equivalent outputs. LED Modules are field replaceable and feature replaceable lenses, an L70 > 60,000 hrs., dynamic transformer recognition, phase dimming (see Transformer and Dimmer Compatibility List), and patented LEDSense® thermal management. Note: requires up to 13W (10W) or 15W (12.5W) at startup, which must be allowed for during system design.

**Retrofit MR16 LED:** 12V 7.5W bi-pin retrofit Sora™ MR16 LED lamp with specially engineered heat sink mount to ensure proper heat transfer to body. Note: Retrofit LED will overheat without supplied heat sink mount.

### Certification

CSA tested & certified to US and Canadian safety standards for the following application(s):

Wet location wall mount use (UL1598):

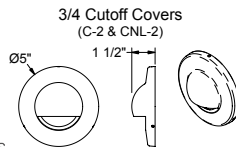
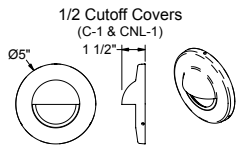
**PA3 - LED or 20W Max. MR16 Halogen lamp.**

**Note: PA3 can not be used in contact with combustible surfaces or thermal insulation when using the MR16 Halogen lamp.**

All ratings subject to change without notice. See web site or contact V3 for most current info.

### Cast Cover - Cutoff Options

(available with or without integral spread lens)



### Machined Cover - Cutoff Options

Cover Options	Cutoff Options									
	Dome (DM)	Angled Hood (HDA)	Round Hood (HDR)	Square Hood (HDS)	Louver (LVR)	Marker (MO)	3-Bar Marker (M3)	4-Bar Marker (M4)		
Round (RND)									1 1/8"	7/8"
Square (SQ)									3/4"	3/4"
									5"	5"

## Ordering Information

Model	Cover <sup>2</sup>	Cutoff <sup>2</sup>	Lamp	Lens Accy	Filter	Louver
PA3A - Aluminum	<b>Cast:</b> C - Cast Cover (w/ integral spread lens) CNL - Cast Cover (w/o integral spread lens) <b>Machined:</b> <sup>5</sup> RND - Machined Round Cover SQ - Machined Square Cover	<b>Cast:</b> 1 - 1/2 Cutoff 2 - 3/4 Cutoff <b>Machined:</b> <sup>5</sup> DM - Dome HDA - Angled Hood HDR - Round Hood HDS - Square Hood LVR - Slotted Louver MO - Marker M3 - 3-Bar Marker M4 - 4-Bar Marker	<b>Integral LED (3000K, &gt;80 CRI):</b> <sup>3,4</sup> 116 - 10W, 12° 117 - 10W, 21° 118 - 10W, 41° 141 - 12.5W, 12° 142 - 12.5W, 21° 143 - 12.5W, 41° <b>MR16 Halogen:</b> 0 - None 01 - ESX, 20W, 12° 02 - BAB, 20W, 40° <b>Retrofit MR16 LED (3000K, 95 CRI):</b> <sup>3,4,6</sup> 147 - 7.5W, 10° 148 - 7.5W, 25° 149 - 7.5W, 36°	0 - None L1 - Spread L2 - Linear L3 - Softening	0 - None F1 - Red F2 - Blue F3 - Light Blue F4 - Green F5 - Amber F6 - Pink F7 - Mercury Vapor	0 - None H1 - Hex
PA3B - Brass <sup>5</sup>						
PA3S - Stainless <sup>1,5</sup>						
<b>Finish</b> <b>Powder Coat Finishes:</b> BLT - Textured Black BNT - Textured Bronze BAT - Textured Bark GRT - Textured Green GNT - Textured Granite SAT - Textured Sand PAT - Textured Patina EAT - Textured Earth <b>Metal Finishes:</b> CLA - Clear Anodized (PA3A with Machined Covers & Cutoffs only) NAT - Natural (PA3B & PA3S only) POL - Polished (PA3B & PA3S with Machined Covers & Cutoffs only) AGE - Aged (PA3B only) BRU - Brushed (PA3S with Machined Covers & Cutoffs only)						

### Notes:

- Model PA3S only available with machined Cover / Cutoff options.
- Cover and Cutoff types must match (Cast with Cast & Machined with Machined only).
- Only power LED options with magnetic or V3 approved electronic transformers (contact V3 for transformer & dimmer compatibility info).
- LED lamp options available in other color temperatures and / or CRI's (contact V3 for info).
- When using Machined Cover & Cutoff options, only the cosmetic cover and cutoff parts are brass or stainless steel. All other parts are anodized aluminum.
- Use only approved Retrofit MR16 LED lamps and supplied heat sink mount, otherwise LED may overheat.
- Specifications, certifications, and ordering information are subject to change. Please check website for latest specification sheets.

Example: **PA3B - AGE - C - 1 - 01 - 0 - F1 - 0**