

VISION-3 LIGHTING

Marker Light **MODEL PA2** 12/120V, 4W LED

Specifications:

Construction: 6061-T6 aluminum, C36000 brass, or 304 stainless steel with 18-8 stainless steel hardware.

Stem: Stems machined from 6061-T6 aluminum, C36000 brass, or 304 stainless steel and are available in lengths of 3", 6", 12", 18", 24", 30", 36", 42" and 48". Also available without a stem.

Finish: TGIC thermo set polyester powder coat paint available in 14 standard colors. On aluminum model, finish is applied over a corrosion resistant, hexavalent chromium free, RoHS compliant coating. Aluminum model available in one additional metal finish: Clear Anodized. Brass model available in three additional metal finishes:

Natural, Polished, and Aged. Stainless steel model available in three additional metal finishes: Natural, Polished, and Brushed.

Lens: 1/8" wall tempered borosilicate tube, secured to cap with a high temperature, UV curing silicone adhesive. Available with clear or frosted finish.

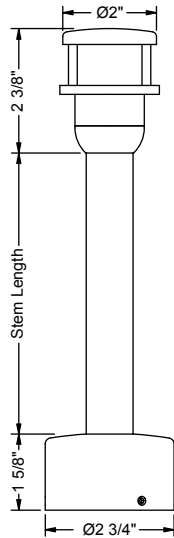
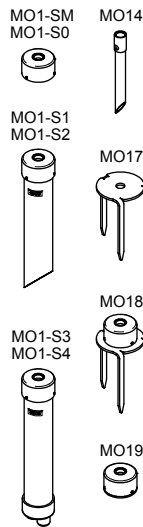
Lamp: 12 Volt AC, 4W LED module with integral driver. LED module features patented LEDSense® thermal management, an input voltage range of 9.6 to 14.4 VAC, an L70 of 60,000 hrs., a CRI > 80, and compatibility with magnetic and low load electronic transformers (see Transformer Compatibility List). Note: LED is not dimmable. LED module is not field replaceable.

Electrical: Supplied standard with 24" of 16-2 cable beyond stem for connection to a remote low voltage power supply. Also available with integral 120V, 60VA low load electronic transformer in certain mount options.

Certification: CSA tested & certified to US and Canadian safety standards for wet location landscape use per UL1838 and UL1598.

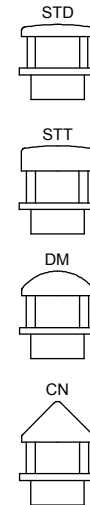
All ratings subject to change without notice. See web site or contact V3 for most current info.

Mount Options

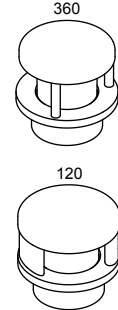


Shown:
PA2 with STD-360 top
and MO1-S0 mount.

Cap Options



Opening Options



Ordering Information:

Model	Finish	Cap	Opening	Lens	Mount ²	Input Voltage	Stem	Lamp
PA2A - Aluminum	BL - Black	STD - Standard ¹	360 - 360°	CL - Clear		12 - 12 Volt	0 - No Stem	LED: 131 - 4W, 3000K ⁵
PA2B - Brass	BLT - Textured Black	STT - Standard (Tall)	120 - 120° ¹	FR - Frosted		120 - 120 Volt ³	3 - 3" Stem	
PA2S - Stainless ¹	BN - Bronze	DM - Dome					6 - 6" Stem	
	BNT - Textured Bronze	CN - Cone					12 - 12" Stem	
	BAT - Textured Bark						18 - 18" Stem	
	WI - White						24 - 24" Stem	
	GRT - Textured Green						30 - 30" Stem	
	SI - Silver						36 - 36" Stem	
	GY - Grey						42 - 42" Stem	
	BE - Beige						48 - 48" Stem	
	GNT - Textured Granite							
	SAT - Textured Sand							
	PAT - Textured Patina							
	EAT - Textured Earth							
	CLA - Clear Anodized (PA2A only)							
	NAT - Natural (PA2B & PA2S only)							
	POL - Polished (PA2B & PA2S only)							
	AGE - Aged (PA2B only)							
	BRU - Brushed (PA2S only)							

- Notes:**
- PA2S model and/or 120 opening option only available with STD cap option.
 - See mount spec. sheets for mount details.
 - 120 Volt option only available with MO1-S3 mount options.
 - SN mount option requires that a separate mount be used.
 - LED available in 2700K & 4000K color temperatures as a special order. LED not dimmable. LED module not field replaceable.
 - Specifications, certifications, and ordering information are subject to change. Please check website for latest specification sheets.

Example: **PA2A - PAT - STD - 360 - FR - MO1-S3-12 - 120 - 12 - 131**