

# VISION-3 LIGHTING

## Marker Light **MODEL PA2** 12/120V, 4W Integral LED 12/120V, 3W T3 Bi-pin LED

### Specifications:

#### Construction

6061-T6 aluminum, C36000 brass, or 304 stainless steel with 18-8 stainless steel hardware.

#### Stem

Stems machined from 6061-T6 aluminum, C36000 brass, or 304 stainless steel and are available in lengths of 3", 6", 12", 18", 24", 30", 36", 42" and 48". Also available without a stem.

#### Finish

TGIC thermo set polyester powder coat paint available in 14 standard colors. On aluminum model, finish is applied over a corrosion resistant, hexavalent chromium free, RoHS compliant coating. Aluminum model available in one additional metal finish: Clear Anodized. Brass model available in three additional metal finishes: Natural, Polished, and Aged. Stainless steel model available in three additional metal finishes: Natural, Polished, and Brushed.

#### Lens

1/8" wall tempered borosilicate tube, secured to cap with a high temperature, UV curing silicone adhesive. Available with clear or frosted finish.

#### Lamp

**Integral LED:** 12 Volt AC, 4W LED module with integral driver. LED module features patented LEDSense® thermal management, an input voltage range of 9.6 to 14.4 VAC, an L70 of 60,000 hrs., a CRI > 80, and compatibility with magnetic and low load electronic transformers (see Transformer Compatibility List). Note: LED is not dimmable and not field replaceable.

**T3 Bi-pin LED:** 12 VAC/DC, 3W (330lm) T3 LED with an input range of 9 to 15 VAC/DC, a CRI > 80, field replaceable, has a rated life span of 25,000 hrs, dimmable, and compatible with magnetic and low load electronic transformers (see LED specification sheet for transformer and dimmer compatibility information).

#### Electrical

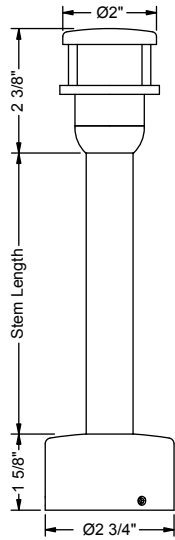
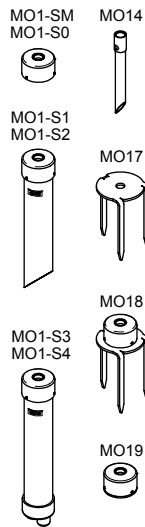
Supplied standard with 24" of 16-2 cable beyond stem for connection to a remote low voltage power supply. Also available with integral 120V, 60VA low load electronic transformer in certain mount options.

#### Certification

CSA tested & certified to US and Canadian safety standards for wet location landscape use per UL1838 and UL1598.

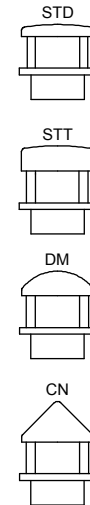
All ratings subject to change without notice. See web site or contact V3 for most current info.

#### Mount Options

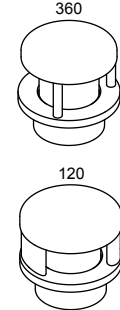


Shown: PA2 with STD-360 top and MO1-S0 mount.

#### Cap Options



#### Opening Options



### Ordering Information:

Model	Finish	Cap	Opening	Lens	Mount <sup>2</sup>	Input Voltage	Stem	Lamp
PA2A - Aluminum	BL - Black	STD - Standard <sup>1</sup>	360 - 360°	CL - Clear	SN - Nipple Only (No Mount & No Cap) <sup>4</sup>	12 - 12 Volt	0 - No Stem	0G4 - None (w/ G4 socket)
PA2B - Brass	BLT - Textured Black	STT - Standard (Tall)	120 - 120° <sup>1</sup>	FR - Frosted	MO1-S0 - No Mount (MO1 Cap Only. 36" max. stem)	120 - 120 Volt <sup>3</sup>	3 - 3" Stem	Integral LED: <sup>5</sup>
PA2S - Stainless <sup>1</sup>	BN - Bronze	DM - Dome			MO1-SM - MO1 Surface Mount (36" max. stem)		6 - 6" Stem	131 - 4W, 3000K
	BNT - Textured Bronze	CN - Cone			MO1-S1-12 - 12" MO1 Stake Mount (36" max. stem)		12 - 12" Stem	T3 Bi-pin LED:
	BAT - Textured Bark				MO1-S1-18 - 18" MO1 Stake Mount (36" max. stem)		18 - 18" Stem	150 - 3W, 2700K
	WI - White				MO1-S2-12 - 12" MO1 Adjustable Stake Mount (12" stem only)		24 - 24" Stem	151 - 3W, 3000K
	GRT - Textured Green				MO1-S2-18 - 18" MO1 Adjustable Stake Mount (18" stem only)		30 - 30" Stem	
	SI - Silver				MO1-S2-24 - 24" MO1 Adjustable Stake Mount (24" to 48" stems only)		36 - 36" Stem	
	GY - Grey				MO1-S3-12 - 12" MO1 Junction with Transformer (36" max. stem)		42 - 42" Stem	
	BE - Beige				MO1-S3-18 - 18" MO1 Junction with Transformer (36" max. stem)		48 - 48" Stem	
	GNT - Textured Granite				MO1-S4-12 - 12" MO1 Junction Mount (36" max. stem)			
	SAT - Textured Sand				MO1-S4-18 - 18" MO1 Junction Mount (36" max. stem)			
	PAT - Textured Patina				MO14 - MO14 Brass Stake Mount (24" max. stem)			
	EAT - Textured Earth				MO17 - MO17 Spike Mount (24" max. stem)			
	CLA - Clear Anodized (PA2A only)				MO18 - MO18 Spike Mount w/ Cap (24" max. stem)			
	NAT - Natural (PA2B & PA2S only)				MO19 - MO19 Surface Mount w/ Cap (Not available with PA1S. 36" max. stem)			
	POL - Polished (PA2B & PA2S only)							
	AGE - Aged (PA2B only)							
	BRU - Brushed (PA2S only)							

#### Notes:

- PA2S model and/or 120 opening option only available with STD cap option.
- See mount spec. sheets for mount details.
- 120 Volt option only available with MO1-S3 mount options.
- SN mount option requires that a separate mount be used.
- Integral LED lamp options available in other color temperatures and / or CRI's (contact V3 for info). Integral LED module is not dimmable or field replaceable.
- Specifications, certifications, and ordering information are subject to change. Please check website for latest specification sheets.

Example: **PA2A - PAT - STD - 360 - FR - MO1-S3-12 - 120 - 12 - 131**